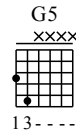
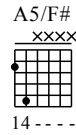
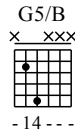
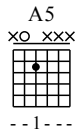
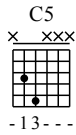
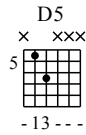


Toss The Feathers

www.guitartutoronline.com



♩ = 120

1

Solo Guitar

D5 C5 D5 A5

Rhythm

3

Solo Guitar

Rhythm

5

Solo Guitar

Rhythm

7

Solo Guitar

Rhythm

Solo Guitar

9

D5 C5 D5 A5

Rhythm

Solo Guitar

11

D5 C5 A5 G5/B C5

Rhythm

Solo Guitar

13

D5 A5 A5/F#

Rhythm


Solo Guitar

15

G5 A5 G5/B C5 G5/B

Rhythm

17



Solo Guitar

12

Rhythm

D5

17

7

5

Detailed description: This image shows two guitar tablature staves. The top staff is labeled 'Solo Guitar' and features a wavy line above the first few frets, indicating tremolo or vibrato. The fret numbers 17 and 12 are marked on the staff. The bottom staff is labeled 'Rhythm' and shows a D5 chord with fret numbers 17, 7, and 5. The fret numbers 17, 7, and 5 are positioned on the first, second, and third strings respectively.